

STATEMENT OF APPROPRIATIONS, ALLOTMENTS, OBLIGATIONS, DISBURSEMENTS AND BALANCES
 As at the Quarter Ending December 31, 2024

Department : Department of Health (DOH)
 Agency/Entity : Office of the Secretary
 Operating Unit : Metro Manila Centers for Health Development
 Organization Code (UACS) : 13 001 0300013
 Fund Cluster : 01 - Regular Agency Fund
 (e.g. UACS Fund Cluster: 01-Regular Agency Fund, 02-Foreign Assisted Projects Fund, 03-Special Account-Locally Funded/Domestic Grants Fund, and 04-Special Account-Foreign Assisted/Foreign Grants Fund)

X	Current Year Appropriations
	Supplemental Appropriations
	Continuing Appropriations

Particulars	UACS CODE	Appropriations			Allotments			Current Year Obligations					Current Year Disbursements					Balances					
		Authorized Appropriations	Adjustments (Transfer To/From, Modifications/ Augmentations)	Adjusted Appropriations	Allotments Received	Adjustments (Reductions, Modifications/ Augmentations)	Transfer To	Transfer From	Adjusted Allotments	1st Quarter Ending March 31	2nd Quarter Ending June 30	3rd Quarter Ending September 30	4th Quarter Ending December 31	Total	1st Quarter Ending March 31	2nd Quarter Ending June 30	3rd Quarter Ending September 30	4th Quarter Ending December 31	Total	Unreleased Appropriations	Unobligated Allotments	Unpaid Obligations (15-20)=(23+24)	
1	2	3	4	5=(3+4)	6	7	8	9	10=(6+(-7)+8+9)	11	12	13	14	15=(11+12+13+14)	16	17	18	19	20=(16+17+18+19)	21	22	23	24
I. Agency Specific Budget		474,254,000.00	11,700,416,754.49	12,174,670,754.49	474,254,000.00	0.00	(691,990.00)	11,701,108,744.49	12,174,670,754.49	2,025,067,939.77	3,403,935,401.07	2,931,639,960.84	2,741,828,894.25	11,102,472,195.93	110,817,443.48	2,292,705,849.94	1,375,048,423.96	2,575,857,311.46	6,354,429,028.84	0.00	1,072,198,558.56	28,339,544.79	4,719,703,622.30
General Administration and Support	1000000000000000	0.00	24,908,780.42	24,908,780.42	0.00	0.00	0.00	24,908,780.42	24,908,780.42	2,064,125.00	7,297,097.40	243,277.48	15,207,426.27	24,811,926.15	2,064,125.00	7,183,397.40	243,277.48	12,502,022.18	21,992,822.06	0.00	96,854.27	2,385,754.09	433,350.00
General Management and Supervision	100000100001000	0.00	500,000.00	500,000.00	0.00	0.00	0.00	500,000.00	500,000.00	0.00	0.00	0.00	433,350.00	433,350.00	0.00	0.00	0.00	0.00	0.00	0.00	66,650.00	0.00	433,350.00
MOOE		0.00	500,000.00	500,000.00	0.00	0.00	0.00	500,000.00	500,000.00	0.00	0.00	0.00	433,350.00	433,350.00	0.00	0.00	0.00	0.00	0.00	0.00	66,650.00	0.00	433,350.00
Administration of Personnel Benefits	100000100002000	0.00	24,408,780.42	24,408,780.42	0.00	0.00	0.00	24,408,780.42	24,408,780.42	2,064,125.00	7,297,097.40	243,277.48	14,774,076.27	24,378,576.15	2,064,125.00	7,183,397.40	243,277.48	12,502,022.18	21,992,822.06	0.00	30,204.27	2,385,754.09	0.00
PS		0.00	24,408,780.42	24,408,780.42	0.00	0.00	0.00	24,408,780.42	24,408,780.42	2,064,125.00	7,297,097.40	243,277.48	14,774,076.27	24,378,576.15	2,064,125.00	7,183,397.40	243,277.48	12,502,022.18	21,992,822.06	0.00	30,204.27	2,385,754.09	0.00
Sub-Total, General Administration and Support		0.00	24,908,780.42	24,908,780.42	0.00	0.00	0.00	24,908,780.42	24,908,780.42	2,064,125.00	7,297,097.40	243,277.48	15,207,426.27	24,811,926.15	2,064,125.00	7,183,397.40	243,277.48	12,502,022.18	21,992,822.06	0.00	96,854.27	2,385,754.09	433,350.00
MOOE		0.00	500,000.00	500,000.00	0.00	0.00	0.00	500,000.00	500,000.00	0.00	0.00	0.00	433,350.00	433,350.00	0.00	0.00	0.00	0.00	0.00	0.00	66,650.00	0.00	433,350.00
FinEx (if Applicable)		0.00	0.00	0.00	0.00	0.00	0.00	0.00	0.00	0.00	0.00	0.00	0.00	0.00	0.00	0.00	0.00	0.00	0.00	0.00	0.00	0.00	0.00
CO		0.00	0.00	0.00	0.00	0.00	0.00	0.00	0.00	0.00	0.00	0.00	0.00	0.00	0.00	0.00	0.00	0.00	0.00	0.00	0.00	0.00	0.00
Support to Operations	200000000000000	53,576,000.00	9,659,848.00	63,235,848.00	53,576,000.00	0.00	0.00	9,659,848.00	63,235,848.00	19,137,506.34	16,526,584.01	16,748,948.54	6,336,413.64	58,751,452.53	12,855,189.01	16,887,900.67	14,936,970.42	10,578,483.80	55,258,543.90	0.00	4,484,395.47	627,208.68	2,865,699.95
Health Information Technology	200000100001000	0.00	9,659,848.00	9,659,848.00	0.00	0.00	0.00	9,659,848.00	9,659,848.00	0.00	2,264,921.19	4,274,066.00	642,745.15	7,181,732.34	0.00	1,843,119.01	1,844,902.32	2,103,410.10	5,791,431.43	0.00	2,478,115.66	0.00	1,360,300.91
MOOE		0.00	9,659,848.00	9,659,848.00	0.00	0.00	0.00	9,659,848.00	9,659,848.00	0.00	2,264,921.19	4,274,066.00	642,745.15	7,181,732.34	0.00	1,843,119.01	1,844,902.32	2,103,410.10	5,791,431.43	0.00	2,478,115.66	0.00	1,360,300.91
Operations of Regional Offices	200000100002000	53,576,000.00	0.00	53,576,000.00	53,576,000.00	0.00	0.00	0.00	53,576,000.00	19,137,506.34	14,261,662.82	12,474,882.54	5,695,668.49	51,569,720.19	12,855,189.01	15,044,781.86	13,092,098.10	8,475,073.70	49,467,112.47	0.00	2,006,279.81	627,208.68	1,475,399.04
PS		37,356,000.00	1,370,526.00	38,726,526.00	37,356,000.00	1,370,526.00	0.00	0.00	38,726,526.00	11,029,181.73	12,564,827.73	10,479,901.81	4,652,614.73	38,726,526.00	10,950,057.90	12,546,551.72	9,825,898.15	4,776,809.55	38,099,317.32	0.00	0.00	627,208.68	0.00
MOOE		16,220,000.00	(1,370,526.00)	14,849,474.00	16,220,000.00	(1,370,526.00)	0.00	0.00	14,849,474.00	8,108,324.61	1,696,835.09	1,994,980.73	1,043,053.76	12,843,194.19	1,905,131.11	2,496,229.94	3,266,169.95	3,698,264.15	11,367,795.15	0.00	2,006,279.81	0.00	1,475,399.04
Sub-Total, Support to Operations		53,576,000.00	9,659,848.00	63,235,848.00	53,576,000.00	0.00	0.00	9,659,848.00	63,235,848.00	19,137,506.34	16,526,584.01	16,748,948.54	6,336,413.64	58,751,452.53	12,855,189.01	16,887,900.67	14,936,970.42	10,578,483.80	55,258,543.90	0.00	4,484,395.47	627,208.68	2,865,699.95
PS		37,356,000.00	1,370,526.00	38,726,526.00	37,356,000.00	1,370,526.00	0.00	0.00	38,726,526.00	11,029,181.73	12,564,827.73	10,479,901.81	4,652,614.73	38,726,526.00	10,950,057.90	12,546,551.72	9,825,898.15	4,776,809.55	38,099,317.32	0.00	4,484,395.47	627,208.68	2,865,699.95
MOOE		16,220,000.00	8,289,322.00	24,509,322.00	16,220,000.00	(1,370,526.00)	0.00	9,659,848.00	24,509,322.00	8,108,324.61	3,961,756.28	6,269,046.73	1,685,798.91	20,024,926.53	1,905,131.11	4,341,348.95	5,111,072.27	5,901,674.25	17,159,226.58	0.00	4,484,395.47	0.00	2,865,699.95
FinEx (if Applicable)		0.00	0.00	0.00	0.00	0.00	0.00	0.00	0.00	0.00	0.00	0.00	0.00	0.00	0.00	0.00	0.00	0.00	0.00	0.00	0.00	0.00	0.00
CO		0.00	0.00	0.00	0.00	0.00	0.00	0.00	0.00	0.00	0.00	0.00	0.00	0.00	0.00	0.00	0.00	0.00	0.00	0.00	0.00	0.00	0.00
Operations	300000000000000	420,678,000.00	11,665,848,126.07	12,086,526,126.07	420,678,000.00	0.00	(691,990.00)	11,666,540,116.07	12,086,526,126.07	2,003,866,308.43	3,380,111,719.66	2,914,647,734.82	2,720,283,054.34	11,018,908,817.25	95,898,129.47	2,268,634,551.87	1,359,868,176.06	2,552,776,805.48	6,277,177,662.88	0.00	1,067,617,308.82	25,326,582.02	4,716,404,572.35
OO - Access to promotive and preventive health care services through HEALTH POLICY AND STANDARDS DEVELOPMENT PROGRAM		400,855,000.00	3,020,449,462.00	3,421,304,462.00	400,855,000.00	0.00	(691,990.00)	3,021,141,452.00	3,421,304,462.00	1,274,541,971.94	1,280,629,670.78	462,135,695.85	276,218,785.21	3,293,526,123.78	92,173,682.06	2,198,562,333.28	185,802,460.15	313,268,792.97	2,789,607,298.46	0.00	127,778,338.22	25,326,582.02	478,592,243.30
Health Sector Research Development	310100100003000	2,228,000.00	260,000.00	2,488,000.00	2,228,000.00	0.00	0.00	260,000.00	2,488,000.00	615,971.68	265,921.00	1,025,934.27	176,539.30	2,084,366.25	95,945.94	383,541.51	542,642.55	765,996.02	1,788,116.02	0.00	403,633.75	0.00	296,250.23
PS		0.00	160,217.00	160,217.00	0.00	160,217.00	0.00	0.00	160,217.00	0.00	0.00	0.00	160,217.00	160,217.00	0.00	0.00	0.00	160,217.00	160,217.00	0.00	0.00	0.00	0.00

This report was generated using the Unified Reporting System on January 30, 2025 8:48 PM, Status: SUBMITTED

Department : Department of Health (DOH)
Agency/Entity : Office of the Secretary
Operating Unit : Metro Manila Centers for Health Development
Organization Code (UACS) : 13 001 0300013
Fund Cluster : 01 - Regular Agency Fund

(e.g. UACS Fund Cluster: 01-Regular Agency Fund, 02-Foreign Assisted Projects Fund, 03-Special Account-Locally Funded/Domestic Grants Fund, and 04-Special Account-Foreign Assisted/Foreign Grants Fund)

X	Current Year Appropriations
	Supplemental Appropriations
	Continuing Appropriations

Particulars	UACS CODE	Appropriations				Allotments				Current Year Obligations					Current Year Disbursements					Balances			
		Authorized Appropriations	Adjustments (Transfer To/From, Modifications/Augmentations)	Adjusted Appropriations	Allotments Received	Adjustments (Reductions, Modifications/Augmentations)	Transfer To	Transfer From	Adjusted Allotments	1st Quarter Ending March 31	2nd Quarter Ending June 30	3rd Quarter Ending September 30	4th Quarter Ending December 31	Total	1st Quarter Ending March 31	2nd Quarter Ending June 30	3rd Quarter Ending September 30	4th Quarter Ending December 31	Total	Unreleased Appropriations	Unobligated Allotments	Unpaid Obligations (15-20)=(23+24)	
										10=([6]-[7]-[8]+[9])	11	12	13		14	15=([11]+[12]+[13]+[14])	16	17				18	19
MOOE		2,228,000.00	99,783.00	2,327,783.00	2,228,000.00	(160,217.00)	0.00	260,000.00	2,327,783.00	615,971.68	265,921.00	1,025,934.27	16,322.30	1,924,149.25	95,945.94	383,541.51	542,642.55	605,769.02	1,627,899.02	0.00	403,633.75	0.00	296,250.23
HEALTH SYSTEMS STRENGTHENING PROGRAM		114,935,000.00	729,338,456.58	844,273,456.58	114,935,000.00	0.00	0.00	729,338,456.58	844,273,456.58	65,368,173.81	131,886,943.55	391,468,891.65	195,195,368.88	783,949,377.89	50,019,992.90	76,103,037.52	97,998,010.15	142,960,734.19	367,081,774.76	0.00	60,324,078.69	25,265,524.83	391,602,078.30
SERVICE DELIVERY SUB-PROGRAM		38,806,000.00	475,110,832.00	513,916,832.00	38,806,000.00	0.00	0.00	475,110,832.00	513,916,832.00	8,442,872.73	61,345,799.73	307,489,198.83	94,155,580.90	471,433,452.19	696,535.11	12,779,659.83	22,861,482.99	51,867,797.10	88,205,475.03	0.00	42,483,379.81	19,977,776.00	363,250,201.16
Health Facility Policy and Plan Development	310201100001000	0.00	4,900,000.00	4,900,000.00	0.00	0.00	0.00	4,900,000.00	4,900,000.00	980,508.57	1,225,961.46	2,308,887.60	277,000.00	4,792,357.63	95,303.82	974,379.58	1,723,729.27	1,540,923.07	4,334,335.74	0.00	107,642.37	0.00	458,021.89
MOOE		0.00	4,900,000.00	4,900,000.00	0.00	0.00	0.00	4,900,000.00	4,900,000.00	980,508.57	1,225,961.46	2,308,887.60	277,000.00	4,792,357.63	95,303.82	974,379.58	1,723,729.27	1,540,923.07	4,334,335.74	0.00	107,642.37	0.00	458,021.89
Health Facilities Enhancement Program	310201100002000	0.00	443,500,000.00	443,500,000.00	0.00	0.00	0.00	443,500,000.00	443,500,000.00	1,131,391.18	37,598,429.32	288,693,880.98	81,290,900.00	408,714,601.48	0.00	443,432.61	5,488,530.42	27,130,452.28	33,082,415.31	0.00	34,785,398.52	19,977,776.00	355,674,410.17
MOOE		0.00	2,500,000.00	2,500,000.00	0.00	0.00	0.00	2,500,000.00	2,500,000.00	441,441.18	213,930.32	1,565,971.98	42,000.00	2,263,343.48	0.00	443,432.61	693,056.92	789,287.77	1,925,776.30	0.00	236,656.52	0.00	337,567.18
CO		0.00	441,000,000.00	441,000,000.00	0.00	0.00	0.00	441,000,000.00	441,000,000.00	689,950.00	37,384,499.00	287,127,909.00	81,248,900.00	406,451,258.00	0.00	0.00	4,795,474.50	26,341,164.51	31,136,639.01	0.00	34,548,742.00	19,977,776.00	355,336,842.99
Local Health Systems Development and Assistance	310201100003000	38,806,000.00	5,700,000.00	44,506,000.00	38,806,000.00	0.00	0.00	5,700,000.00	44,506,000.00	6,330,972.98	19,957,868.77	9,346,569.43	5,418,615.08	41,054,026.26	601,231.29	10,126,959.42	13,525,624.30	11,223,968.68	36,477,783.69	0.00	3,451,973.74	0.00	5,576,242.57
PS		0.00	1,343,295.00	1,343,295.00	0.00	1,343,295.00	0.00	0.00	1,343,295.00	0.00	0.00	0.00	1,343,295.00	1,343,295.00	0.00	0.00	0.00	1,343,295.00	1,343,295.00	0.00	0.00	0.00	0.00
MOOE		38,806,000.00	4,356,705.00	43,162,705.00	38,806,000.00	(1,343,295.00)	0.00	5,700,000.00	43,162,705.00	6,330,972.98	19,957,868.77	9,346,569.43	4,075,320.08	39,710,731.26	601,231.29	10,126,959.42	13,525,624.30	9,880,673.68	34,134,488.69	0.00	3,451,973.74	0.00	5,576,242.57
Pharmaceutical Management	310201100004000	0.00	21,010,832.00	21,010,832.00	0.00	0.00	0.00	21,010,832.00	21,010,832.00	0.00	2,563,540.18	7,139,890.82	7,169,065.82	16,872,466.82	0.00	1,234,888.22	2,123,599.00	11,972,453.07	15,330,940.29	0.00	4,138,365.18	0.00	1,541,526.53
MOOE		0.00	21,010,832.00	21,010,832.00	0.00	0.00	0.00	21,010,832.00	21,010,832.00	0.00	2,563,540.18	7,139,890.82	7,169,065.82	16,872,466.82	0.00	1,234,888.22	2,123,599.00	11,972,453.07	15,330,940.29	0.00	4,138,365.18	0.00	1,541,526.53
HEALTH HUMAN RESOURCE SUB-PROGRAM		19,172,000.00	235,477,624.58	254,649,624.58	19,172,000.00	0.00	0.00	235,477,624.58	254,649,624.58	49,572,543.44	57,501,271.04	68,674,819.81	78,489,164.99	254,437,799.28	47,175,481.92	58,451,892.52	61,339,157.56	81,765,244.36	248,731,776.36	0.00	211,825.30	5,287,748.83	418,274.09
Human Resources for Health (HRH) and Institutional Capacity Management	310202100002000	1,000,000.00	424,000.00	1,424,000.00	1,000,000.00	0.00	0.00	424,000.00	1,424,000.00	51,297.98	290,038.89	596,875.68	483,678.36	1,421,890.91	28,950.00	226,529.48	241,284.22	709,253.12	1,206,016.82	0.00	2,109.09	0.00	215,874.09
MOOE		1,000,000.00	424,000.00	1,424,000.00	1,000,000.00	0.00	0.00	424,000.00	1,424,000.00	51,297.98	290,038.89	596,875.68	483,678.36	1,421,890.91	28,950.00	226,529.48	241,284.22	709,253.12	1,206,016.82	0.00	2,109.09	0.00	215,874.09
National Health Workforce Support System (NH-WSS)	310202100003000	18,172,000.00	235,053,624.58	253,225,624.58	18,172,000.00	0.00	0.00	235,053,624.58	253,225,624.58	49,521,245.46	57,211,232.15	68,277,944.13	78,005,486.63	253,015,908.37	47,146,531.92	58,225,363.04	61,097,873.34	81,055,991.24	247,525,759.54	0.00	209,716.21	5,287,748.83	202,400.00
PS		684,000.00	233,285,660.58	233,969,660.58	684,000.00	0.00	0.00	233,285,660.58	233,969,660.58	39,193,291.56	57,181,587.15	61,561,800.71	76,031,354.66	233,968,034.08	37,097,483.02	57,916,813.04	54,521,754.92	80,500,976.74	230,037,027.72	0.00	1,626.50	3,931,006.36	0.00
MOOE		17,488,000.00	1,767,964.00	19,255,964.00	17,488,000.00	0.00	0.00	1,767,964.00	19,255,964.00	10,327,953.90	29,645.00	6,716,143.42	1,974,131.97	19,047,874.29	10,049,048.90	308,500.00	6,576,118.42	565,014.50	17,488,731.82	0.00	208,089.71	1,356,742.47	202,400.00
HEALTH PROMOTION SUB-PROGRAM		56,957,000.00	18,750,000.00	75,707,000.00	56,957,000.00	0.00	0.00	18,750,000.00	75,707,000.00	7,382,757.64	13,039,872.78	15,104,873.01	22,550,622.99	58,078,126.42	2,147,975.87	4,871,485.17	13,797,369.60	9,327,692.73	30,144,523.37	0.00	17,628,873.58	0.00	27,933,603.05
Health Promotion	310203100001000	56,957,000.00	18,750,000.00	75,707,000.00	56,957,000.00	0.00	0.00	18,750,000.00	75,707,000.00	7,382,757.64	13,039,872.78	15,104,873.01	22,550,622.99	58,078,126.42	2,147,975.87	4,871,485.17	13,797,369.60	9,327,692.73	30,144,523.37	0.00	17,628,873.58	0.00	27,933,603.05
PS		0.00	923,745.00	923,745.00	0.00	923,745.00	0.00	0.00	923,745.00	0.00	0.00	0.00	923,745.00	923,745.00	0.00	0.00	0.00	923,745.00	923,745.00	0.00	0.00	0.00	0.00
MOOE		56,957,000.00	17,826,255.00	74,783,255.00	56,957,000.00	(923,745.00)	0.00	18,750,000.00	74,783,255.00	7,382,757.64	13,039,872.78	15,104,873.01	21,628,877.99	57,154,381.42	2,147,975.87	4,871,485.17	13,797,369.60	8,403,947.73	29,220,778.37	0.00	17,628,873.58	0.00	27,933,603.05
PUBLIC HEALTH PROGRAM		278,336,000.00	2,271,530,676.50	2,549,866,676.50	278,336,000.00	0.00	(691,990.00)	2,272,222,666.50	2,549,866,676.50	1,205,423,492.33	1,146,310,943.99	59,468,563.46	76,662,676.32	2,487,865,676.10	40,531,818.04	2,119,885,438.51	82,616,434.45	162,679,849.84	2,405,713,540.84	0.00	62,001,000.40	61,057.19	82,091,078.07
Project(s)		0.00	2,159,002,766.50	2,159,002,766.50	0.00	0.00	0.00	2,159,002,766.50	2,159,002,766.50	1,091,057,108.75	1,048,088,266.25	0.00	0.00	2,139,145,375.00	23,058,906.25	2,083,550,531.25	2,911,093.75	28,310,843.75	2,137,831,375.00	0.00	19,857,391.50	0.00	1,314,000.00
Locally-Funded Project(s)		0.00	2,159,002,766.50	2,159,002,766.50	0.00	0.00	0.00	2,159,002,766.50	2,159,002,766.50	1,091,057,108.75	1,048,088,266.25	0.00	0.00	2,139,145,375.00	23,058,906.25	2,083,550,531.25	2,911,093.75	28,310,843.75	2,137,831,375.00	0.00	19,857,391.50	0.00	1,314,000.00
Public Health Emergency Benefits and Allowances for Health Care and Non - Health Care Workers	310300200003000	0.00	2,159,002,766.50	2,159,002,766.50	0.00	0.00	0.00	2,159,002,766.50	2,159,002,766.50	1,091,057,108.75	1,048,088,266.25	0.00	0.00	2,139,145,375.00	23,058,906.25	2,083,550,531.25	2,911,093.75	28,310,843.75	2,137,831,375.00	0.00	19,857,391.50	0.00	1,314,000.00
MOOE		0.00	2,159,002,766.50	2,159,002,766.50	0.00	0.00	0.00	2,159,002,766.50	2,159,002,766.50	1,091,057,108.75	1,048,088,266.25	0.00	0.00	2,139,145,375.00	23,058,906.25	2,083,550,531.25	2,911,093.75	28,310,843.75	2,137,831,375.00	0.00	19,857,391.50	0.00	1,314,000.00
PUBLIC HEALTH MANAGEMENT SUB-PROGRAM		200,893,000.00	58,741,710.00	259,634,710.00	200,893,000.00	0.00	(691,990.00)	59,433,700.00	259,634,710.00	69,818,713.58	81,862,807.62	55,395,255.84	37,258,366.42	244,365,175.46	17,472,911.79	36,334,907.26	59,548,340.70	109,116,170.58	222,472,330.33	0.00	15,269,534.54	61,057.19	21,831,787.94
Public Health Management	310301100001000	200,893,000.00	58,741,710.00	259,634,710.00	200,893,000.00	0.00	(691,990.00)	59,433,700.00															

Department : Department of Health (DOH)
 Agency/Entity : Office of the Secretary
 Operating Unit : Metro Manila Centers for Health Development
 Organization Code (UACS) : 13 001 0300013
 Fund Cluster : 01 - Regular Agency Fund

X	Current Year Appropriations
	Supplemental Appropriations
	Continuing Appropriations

(e.g. UACS Fund Cluster: 01-Regular Agency Fund, 02-Foreign Assisted Projects Fund, 03-Special Account-Locally Funded/Domestic Grants Fund, and 04-Special Account-Foreign Assisted/Foreign Grants Fund)

Particulars	UACS CODE	Appropriations					Allotments				Current Year Obligations					Current Year Disbursements					Balances			
		Authorized Appropriations	Adjustments (Transfer To/From, Modifications/Augmentations)	Adjusted Appropriations	Allotments Received	Adjustments (Reductions, Modifications/Augmentations)	Transfer To	Transfer From	Adjusted Allotments	1st Quarter Ending March 31	2nd Quarter Ending June 30	3rd Quarter Ending September 30	4th Quarter Ending December 31	Total	1st Quarter Ending March 31	2nd Quarter Ending June 30	3rd Quarter Ending September 30	4th Quarter Ending December 31	Total	Unreleased Appropriations	Unobligated Allotments	Unpaid Obligations (15-20)=(23+24)		
1	2	3	4	5=(3+4)	6	7	8	9	10=[(6+)-(7)-8+9]	11	12	13	14	15=(11+12+13+14)	16	17	18	19	20=(16+17+18+19)	21	22	23	24	
PS		58,254,000.00	2,379,164.00	60,633,164.00	58,254,000.00	2,379,164.00	0.00	0.00	60,633,164.00	12,709,916.67	16,089,500.04	12,913,919.27	18,919,828.02	60,633,164.00	11,216,215.84	16,153,147.48	13,141,826.21	20,060,917.28	60,572,106.81	0.00	0.00	61,057.19		
MOOE		142,639,000.00	56,362,546.00	199,001,546.00	142,639,000.00	(2,379,164.00)	(691,990.00)	59,433,700.00	199,001,546.00	57,108,796.91	65,803,307.58	42,491,336.57	18,338,570.40	183,732,011.46	6,256,695.95	20,181,759.78	46,408,514.49	89,055,253.30	161,900,223.52	0.00	15,269,534.54	0.00	21,831.7	
ENVIRONMENTAL AND OCCUPATIONAL HEALTH SUB-PROGRAM		0.00	2,000,000.00	2,000,000.00	0.00	0.00	0.00	2,000,000.00	2,000,000.00	0.00	0.00	1,212,960.00	289,640.00	1,502,600.00	0.00	0.00	0.00	0.00	0.00	0.00	497,400.00	0.00	1,502.6	
Environmental and Occupational Health	310302100001000	0.00	2,000,000.00	2,000,000.00	0.00	0.00	0.00	2,000,000.00	2,000,000.00	0.00	0.00	1,212,960.00	289,640.00	1,502,600.00	0.00	0.00	0.00	0.00	0.00	0.00	497,400.00	0.00	1,502.6	
MOOE		0.00	2,000,000.00	2,000,000.00	0.00	0.00	0.00	2,000,000.00	2,000,000.00	0.00	0.00	1,212,960.00	289,640.00	1,502,600.00	0.00	0.00	0.00	0.00	0.00	0.00	497,400.00	0.00	1,502.6	
FAMILY HEALTH SUB-PROGRAM		63,084,000.00	18,200,000.00	81,284,000.00	63,084,000.00	0.00	0.00	18,200,000.00	81,284,000.00	44,547,670.00	5,716,013.12	0.00	12,509,246.00	62,772,929.12	0.00	0.00	0.00	0.00	0.00	0.00	497,400.00	0.00	1,502.6	
Family Health, Immunization, Nutrition and Responsible Parenting	310304100002000	63,084,000.00	18,200,000.00	81,284,000.00	63,084,000.00	0.00	0.00	18,200,000.00	81,284,000.00	44,547,670.00	5,716,013.12	0.00	12,509,246.00	62,772,929.12	0.00	0.00	0.00	20,157,000.00	23,161,750.26	43,318,750.26	0.00	18,511,070.88	0.00	19,454.1
MOOE		63,084,000.00	18,200,000.00	81,284,000.00	63,084,000.00	0.00	0.00	18,200,000.00	81,284,000.00	44,547,670.00	5,716,013.12	0.00	12,509,246.00	62,772,929.12	0.00	0.00	0.00	20,157,000.00	23,161,750.26	43,318,750.26	0.00	18,511,070.88	0.00	19,454.1
PREVENTION AND CONTROL OF COMMUNICABLE DISEASES SUB-PROGRAM		14,359,000.00	23,500,000.00	37,859,000.00	14,359,000.00	0.00	0.00	23,500,000.00	37,859,000.00	0.00	10,613,857.00	2,860,347.62	20,437,985.40	33,912,190.02	0.00	0.00	0.00	2,091,085.25	2,091,085.25	0.00	3,946,809.98	0.00	31,821.1	
Prevention and Control of Communicable Diseases	310308100001000	14,359,000.00	23,500,000.00	37,859,000.00	14,359,000.00	0.00	0.00	23,500,000.00	37,859,000.00	0.00	10,613,857.00	2,860,347.62	20,437,985.40	33,912,190.02	0.00	0.00	0.00	2,091,085.25	2,091,085.25	0.00	3,946,809.98	0.00	31,821.1	
PS		0.00	884,795.00	884,795.00	0.00	884,795.00	0.00	0.00	884,795.00	0.00	0.00	0.00	884,795.00	884,795.00	0.00	0.00	0.00	884,795.00	884,795.00	0.00	0.00	0.00	0.00	
MOOE		14,359,000.00	22,615,205.00	36,974,205.00	14,359,000.00	(884,795.00)	0.00	23,500,000.00	36,974,205.00	0.00	10,613,857.00	2,860,347.62	19,563,190.40	33,027,395.02	0.00	0.00	0.00	1,206,290.25	1,206,290.25	0.00	3,946,809.98	0.00	31,821.1	
PREVENTION AND CONTROL OF NON-COMMUNICABLE DISEASES SUB-PROGRAM		0.00	10,086,200.00	10,086,200.00	0.00	0.00	0.00	10,086,200.00	10,086,200.00	0.00	0.00	0.00	6,167,406.50	6,167,406.50	0.00	0.00	0.00	0.00	0.00	0.00	3,918,793.50	0.00	6,167.4	
Prevention and Control of Non-Communicable Diseases	310309100001000	0.00	10,086,200.00	10,086,200.00	0.00	0.00	0.00	10,086,200.00	10,086,200.00	0.00	0.00	0.00	6,167,406.50	6,167,406.50	0.00	0.00	0.00	0.00	0.00	0.00	3,918,793.50	0.00	6,167.4	
MOOE		0.00	10,086,200.00	10,086,200.00	0.00	0.00	0.00	10,086,200.00	10,086,200.00	0.00	0.00	0.00	6,167,406.50	6,167,406.50	0.00	0.00	0.00	0.00	0.00	0.00	3,918,793.50	0.00	6,167.4	
EPIDEMIOLOGY AND SURVEILLANCE PROGRAM		869,000.00	18,378,728.92	19,247,728.92	869,000.00	0.00	0.00	18,378,728.92	19,247,728.92	754,178.24	1,181,378.82	8,514,181.80	3,884,375.67	14,334,114.53	606,037.79	353,768.54	3,734,251.05	5,663,675.00	10,357,732.38	0.00	4,913,614.39	0.00	3,976.3	
Epidemiology and Surveillance	310400100001000	869,000.00	18,378,728.92	19,247,728.92	869,000.00	0.00	0.00	18,378,728.92	19,247,728.92	754,178.24	1,181,378.82	8,514,181.80	3,884,375.67	14,334,114.53	606,037.79	353,768.54	3,734,251.05	5,663,675.00	10,357,732.38	0.00	4,913,614.39	0.00	3,976.3	
PS		0.00	72,058.00	72,058.00	0.00	72,058.00	0.00	0.00	72,058.00	0.00	0.00	0.00	72,058.00	72,058.00	0.00	0.00	0.00	72,058.00	72,058.00	0.00	0.00	0.00	0.00	
MOOE		869,000.00	18,306,670.92	19,175,670.92	869,000.00	(72,058.00)	0.00	18,378,728.92	19,175,670.92	754,178.24	1,181,378.82	8,514,181.80	3,812,317.67	14,262,056.53	606,037.79	353,768.54	3,734,251.05	5,591,617.00	10,285,674.38	0.00	4,913,614.39	0.00	3,976.3	
HEALTH EMERGENCY MANAGEMENT PROGRAM		4,487,000.00	941,600.00	5,428,600.00	4,487,000.00	0.00	0.00	941,600.00	5,428,600.00	2,350,155.88	984,483.42	1,658,124.67	299,825.04	5,292,589.01	919,887.39	1,836,547.20	711,151.95	1,198,547.92	4,666,134.46	0.00	136,010.99	0.00	626.4	
Health Emergency Preparedness and Response	310500100001000	4,487,000.00	941,600.00	5,428,600.00	4,487,000.00	0.00	0.00	941,600.00	5,428,600.00	2,350,155.88	984,483.42	1,658,124.67	299,825.04	5,292,589.01	919,887.39	1,836,547.20	711,151.95	1,198,547.92	4,666,134.46	0.00	136,010.99	0.00	626.4	
MOOE		4,487,000.00	941,600.00	5,428,600.00	4,487,000.00	0.00	0.00	941,600.00	5,428,600.00	2,350,155.88	984,483.42	1,658,124.67	299,825.04	5,292,589.01	919,887.39	1,836,547.20	711,151.95	1,198,547.92	4,666,134.46	0.00	136,010.99	0.00	626.4	
OO "Access to curative and rehabilitative health care services improved		1,000,000.00	123,269,245.00	124,269,245.00	1,000,000.00	0.00	0.00	123,269,245.00	124,269,245.00	13,165,579.25	14,789,260.81	41,921,528.40	5,293,683.63	75,150,052.09	44,055.15	11,379,577.53	10,044,724.36	20,486,911.71	41,955,268.75	0.00	49,119,192.91	0.00	33,194.7	
HEALTH FACILITIES OPERATION PROGRAM		1,000,000.00	123,269,245.00	124,269,245.00	1,000,000.00	0.00	0.00	123,269,245.00	124,269,245.00	13,165,579.25	14,789,260.81	41,921,528.40	5,293,683.63	75,150,052.09	44,055.15	11,379,577.53	10,044,724.36	20,486,911.71	41,955,268.75	0.00	49,119,192.91	0.00	33,194.7	
CURATIVE HEALTH CARE SUB-PROGRAM		1,000,000.00	123,269,245.00	124,269,245.00	1,000,000.00	0.00	0.00	123,269,245.00	124,269,245.00	13,165,579.25	14,789,260.81	41,921,528.40	5,293,683.63	75,150,052.09	44,055.15	11,379,577.53	10,044,724.36	20,486,911.71	41,955,268.75	0.00	49,119,192.91	0.00	33,194.7	
Operations of Blood Centers and National Voluntary Blood Services Program	320101100001000	1,000,000.00	121,269,245.00	122,269,245.00	1,000,000.00	0.00	0.00	121,269,245.00	122,269,245.00	12,810,042.05	14,553,354.41	40,792,906.68	5,281,543.63	73,437,846.77	0.00	11,075,606.49	9,636,850.55	19,696,539.09	40,408,996.13	0.00	48,831,398.23	0.00	33,028.8	
MOOE		1,000,000.00	121,269,245.00	122,269,245.00	1,000,000.00	0.00	0.00	121,269,245.00	122,269,245.00	12,810,042.05	14,553,354.41	40,792,906.68	5,281,543.63	73,437,846.77	0.00	11,075,606.49	9,636,850.55	19,696,539.09	40,408,996.13	0.00	48,831,398.23	0.00	33,028.8	
Operations of National and Sub-National Reference Laboratories	320101100005000	0.00	2,000,000.00	2,000,000.00	0.00	0.00	0.00	2,000,000.00	2,000,000.00	355,537.20	215,906.40	1,128,621.72	12,140.00	1,712,205.32	44,055.15	303,971.04	407,873.81	790,372.62	1,546,272.62	0.00	287,794.68	0.00	165.9	
MOOE		0.00	2,000,000.00	2,000,000.00	0.00	0.00	0.00	2,000,000.00	2,000,000.00	355,537.20	215,906.40	1,128,621.72	12,140.00	1,712,205.32	44,055.15	303,971.04	407,873.81	790,372.62	1,546,272.62	0.00	287,794.68	0.00	165.9	
OO "Access to safe and quality health commodities, devices and facilities ensured		18,823,000.00	0.00	18,823,000.00	18,823,000.00	0.00	0.00	0.00	18,823,000.00	4,531,952.28	4,245,349.70	5,206,989.57	4,504,983.02	18,488,874.57	3,680,392.26	4,798,584.36	3,752,119.90	5,652,451.57	17,883,548.09	0.00	334,125.43	0.00	605.3	
HEALTH REGULATORY PROGRAM		18,823,000.00	0.00	18,823,000.00	18,823,000.00	0.00	0.00	0.00	18,823,000.00	4,531,952.28	4,245,349.70	5,206,989.57	4,504,983.02	18,488,874.57	3,680,392.26	4,798,584.36	3,752,119.90	5,652,451.57	17,883,548.09	0.00	334,125.43	0.00	605.3	

This report was generated using the Unified Reporting System on January 30, 2025 8:48 PM. Status: SUBMITTED


Department : Department of Health (DOH)
Agency/Entity : Office of the Secretary
Operating Unit : Metro Manila Centers for Health Development
Organization Code (UACS) : 13 001 0300013
Fund Cluster : 01 - Regular Agency Fund

(e.g. UACS Fund Cluster: 01-Regular Agency Fund, 02-Foreign Assisted Projects Fund, 03-Special Account-Locally Funded/Domestic Grants Fund, and 04-Special Account-Foreign Assisted/Foreign Grants Fund)

X	Current Year Appropriations
	Supplemental Appropriations
	Continuing Appropriations


Particulars	UACS CODE	Appropriations Adjustments					Allotments			Current Year Obligations					Current Year Disbursements					Balances				
		Authorized Appropriations	(Transfer To/From, Modifications/Augmentations)	Adjusted Appropriations	Allotments Received	Adjustments (Reductions, Modifications/Augmentations)	Transfer To	Transfer From	Adjusted Allotments	1st Quarter Ending March 31	2nd Quarter Ending June 30	3rd Quarter Ending September 30	4th Quarter Ending December 31	Total	1st Quarter Ending March 31	2nd Quarter Ending June 30	3rd Quarter Ending September 30	4th Quarter Ending December 31	Total	Unreleased Appropriations	Unobligated Allotments	Unpaid Obligations (15-20)=(23+24)		
1	2	3	4	5=(3+4)	6	7	8	9	10=[(6+)-(7)+9]	11	12	13	14	15=(11+12+13+14)	16	17	18	19	20=(16+17+18+19)	21	22	23	24	
PS		0.00	7,126,693.07	7,126,693.07	0.00	4,629,000.00	0.00	2,297,693.07	7,126,693.07	0.00	0.00	3,470,302.74	3,656,390.33	7,126,693.07	0.00	0.00	2,911,424.01	1,762,174.11	4,673,598.12	0.00	0.00	2,453,094.95	0.00	
Pension and Gratuity Fund		0.00	1,216,086.00	1,216,086.00	0.00	1,216,086.00	0.00	0.00	1,216,086.00	0.00	0.00	0.00	1,216,085.09	1,216,085.09	0.00	0.00	0.00	1,216,085.09	1,216,085.09	0.00	0.91	0.00	0.00	
PS		0.00	1,216,086.00	1,216,086.00	0.00	1,216,086.00	0.00	0.00	1,216,086.00	0.00	0.00	0.00	1,216,085.09	1,216,085.09	0.00	0.00	0.00	1,216,085.09	1,216,085.09	0.00	0.91	0.00	0.00	
Public Health Emergency Benefits and Allowances for Health Care and Non-Healthcare Workers		0.00	7,160,502,562.50	7,160,502,562.50	0.00	0.00	0.00	7,160,502,562.50	7,160,502,562.50	0.00	0.00	5,809,099,967.50	1,137,852,102.25	6,946,952,069.75	0.00	0.00	5,685,451,561.59	388,206,218.25	6,073,657,779.84	0.00	213,550,492.75	0.00	873,294,289.91	
MOOE		0.00	7,160,502,562.50	7,160,502,562.50	0.00	0.00	0.00	7,160,502,562.50	7,160,502,562.50	0.00	0.00	5,809,099,967.50	1,137,852,102.25	6,946,952,069.75	0.00	0.00	5,685,451,561.59	388,206,218.25	6,073,657,779.84	0.00	213,550,492.75	0.00	873,294,289.91	
Priority Social Programs for Health (including Health Facilities Enhancement Program), Social Welfare and Development, Higher Education, and Technical and Vocational Education		0.00	950,000,000.00	950,000,000.00	0.00	0.00	0.00	950,000,000.00	950,000,000.00	0.00	0.00	0.00	400,000,000.00	400,000,000.00	0.00	0.00	0.00	0.00	0.00	0.00	0.00	550,000,000.00	0.00	400,000,000.00
MOOE		0.00	950,000,000.00	950,000,000.00	0.00	0.00	0.00	950,000,000.00	950,000,000.00	0.00	0.00	0.00	400,000,000.00	400,000,000.00	0.00	0.00	0.00	0.00	0.00	0.00	0.00	550,000,000.00	0.00	400,000,000.00
Sub-Total III. Special Purpose Fund		0.00	8,118,845,341.57	8,118,845,341.57	0.00	6,045,086.00	0.00	8,112,800,255.57	8,118,845,341.57	0.00	0.00	5,812,570,276.24	1,542,724,577.67	7,355,294,847.91	0.00	0.00	5,688,362,985.60	391,184,477.45	6,079,547,463.05	0.00	763,550,493.66	2,453,094.95	1,273,294,289.91	
PS		0.00	8,342,779.07	8,342,779.07	0.00	6,045,086.00	0.00	2,297,693.07	8,342,779.07	0.00	0.00	3,470,302.74	4,872,475.42	8,342,776.16	0.00	0.00	2,911,424.01	2,978,259.20	5,889,683.21	0.00	0.91	2,453,094.95	0.00	
MOOE		0.00	8,110,502,562.50	8,110,502,562.50	0.00	0.00	0.00	8,110,502,562.50	8,110,502,562.50	0.00	0.00	5,809,099,967.50	1,537,852,102.25	7,346,952,069.75	0.00	0.00	5,685,451,561.59	388,206,218.25	6,073,657,779.84	0.00	763,550,492.75	0.00	1,273,294,289.91	
FinEx		0.00	0.00	0.00	0.00	0.00	0.00	0.00	0.00	0.00	0.00	0.00	0.00	0.00	0.00	0.00	0.00	0.00	0.00	0.00	0.00	0.00	0.00	0.00
CO		0.00	0.00	0.00	0.00	0.00	0.00	0.00	0.00	0.00	0.00	0.00	0.00	0.00	0.00	0.00	0.00	0.00	0.00	0.00	0.00	0.00	0.00	0.00
IV. Reversion of the Unobligated Allotments charged against R.A. Nos. 11465 and 11494		0.00	0.00	0.00	0.00	0.00	0.00	0.00	0.00	0.00	0.00	0.00	0.00	0.00	0.00	0.00	0.00	0.00	0.00	0.00	0.00	0.00	0.00	0.00
GRAND TOTAL		483,817,000.00	19,821,361,803.43	20,305,178,803.43	484,261,000.00	6,045,086.00	(691,990.00)	19,815,564,707.43	20,305,178,803.43	2,026,690,852.64	3,406,245,603.06	8,746,404,899.29	4,289,613,855.08	18,468,955,210.67	112,440,356.35	2,295,016,051.93	7,065,606,077.77	2,970,418,926.58	12,443,481,413.03	0.00	1,836,223,593.36	32,475,884.83	5,992,997,912.21	
PS		119,468,000.00	275,425,727.44	394,893,727.44	119,912,000.00	13,333,886.00	0.00	261,647,841.44	394,893,727.44	69,583,511.17	99,211,214.33	63,735,870.24	131,856,756.88	394,387,354.62	65,914,877.97	99,878,111.65	85,710,849.00	131,742,149.64	383,245,988.26	0.00	506,372.82	11,141,366.36	0.00	
MOOE		364,349,000.00	19,104,936,075.99	19,469,285,075.99	364,349,000.00	(7,288,800.00)	(691,990.00)	19,112,916,865.99	19,469,285,075.99	1,956,417,391.47	3,269,649,889.73	8,365,541,120.05	4,076,508,196.20	17,668,116,597.45	46,525,478.38	2,195,137,940.28	6,975,099,754.27	2,812,335,612.83	12,029,098,785.76	0.00	1,801,168,478.54	1,356,742.47	5,637,661,089.22	
CO		0.00	441,000,000.00	441,000,000.00	0.00	0.00	0.00	441,000,000.00	441,000,000.00	689,950.00	37,384,499.00	287,127,909.00	81,248,900.00	406,451,258.00	0.00	0.00	4,795,474.50	26,341,164.51	31,136,639.01	0.00	34,548,742.00	19,977,776.00	355,336,842.99	

Certified Correct:



MA. YEIZA A. PERALTA
Administrative Officer V
Date: January 30, 2025 08:29 PM

Certified Correct:




JUDY N. NARAG, CPA
Accountant III
Date: January 30, 2025 08:29 PM

Recommending Approval By:



RODEL N. LEURE, MPA, MPM
Chief Administrative Officer
Date: January 30, 2025 08:31 PM

Approved By:



RJO L. MANGANAY, MD, PMSAE, CESO III
Director IV
Date: January 30, 2025 08:47 PM